

QIAquant real-time PCR cyclers

Overview

QIAquant
Instruments

Outstanding
Thermal
Performance

Fast and
Sensitive
Detection

Technical
Specifications

Block
Uniformity

1.5-fold
Dilutions
Resolution

Ordering
Information



Overview

QIAquant Instruments

Outstanding Thermal Performance

Fast and Sensitive Detection

Technical Specifications

Block Uniformity

1.5-fold Dilutions Resolution

Ordering Information

The QIAquant instruments combine a high-performance thermal block with fast and sensitive detection of PCR products




Fast cycling time, down to 30 minutes



Multiplex detection of up to 5 different targets



High temperature ramping rates and gradient function



Temperature uniformity down to 0.15°C at 55°C

Available in three different configurations to match different requirements in term of multiplexing capacity, throughput and budget

	QIAquant 96 2plex	QIAquant 96 5plex	QIAquant 384 5plex
Multiplex capacity	2plex	5plex	5plex
Block capacity	96 samples	96 samples	384 samples
Operation	Touchscreen and/or PC	Touchscreen and/or PC	PC

An all-round system designed for performance

Overview

QIAquant Instruments

Outstanding Thermal Performance

Fast and Sensitive Detection

Technical Specifications

Block Uniformity

1.5-fold Dilutions Resolution

Ordering Information



Fast fiber-optic shuttle system

6 seconds read-out for entire plate regardless of the number of filters

Motorized heated lid

Applies homogenous pressure and can be adjusted from 30°C to 110°C

SBS sample-block

High thermal conductivity provides outstanding block uniformity, heating and cooling ramping rates. Compatible with standard SBS plates, strips and tubes

Fast cycling thermal block with gradient function

Temperature range of 4 – 99°C with heating ramping rate up to 8°C/s

- Overview
- QIAquant Instruments
- Outstanding Thermal Performance
- Fast and Sensitive Detection
- Technical Specifications
- Block Uniformity
- 1.5-fold Dilutions Resolution
- Ordering Information

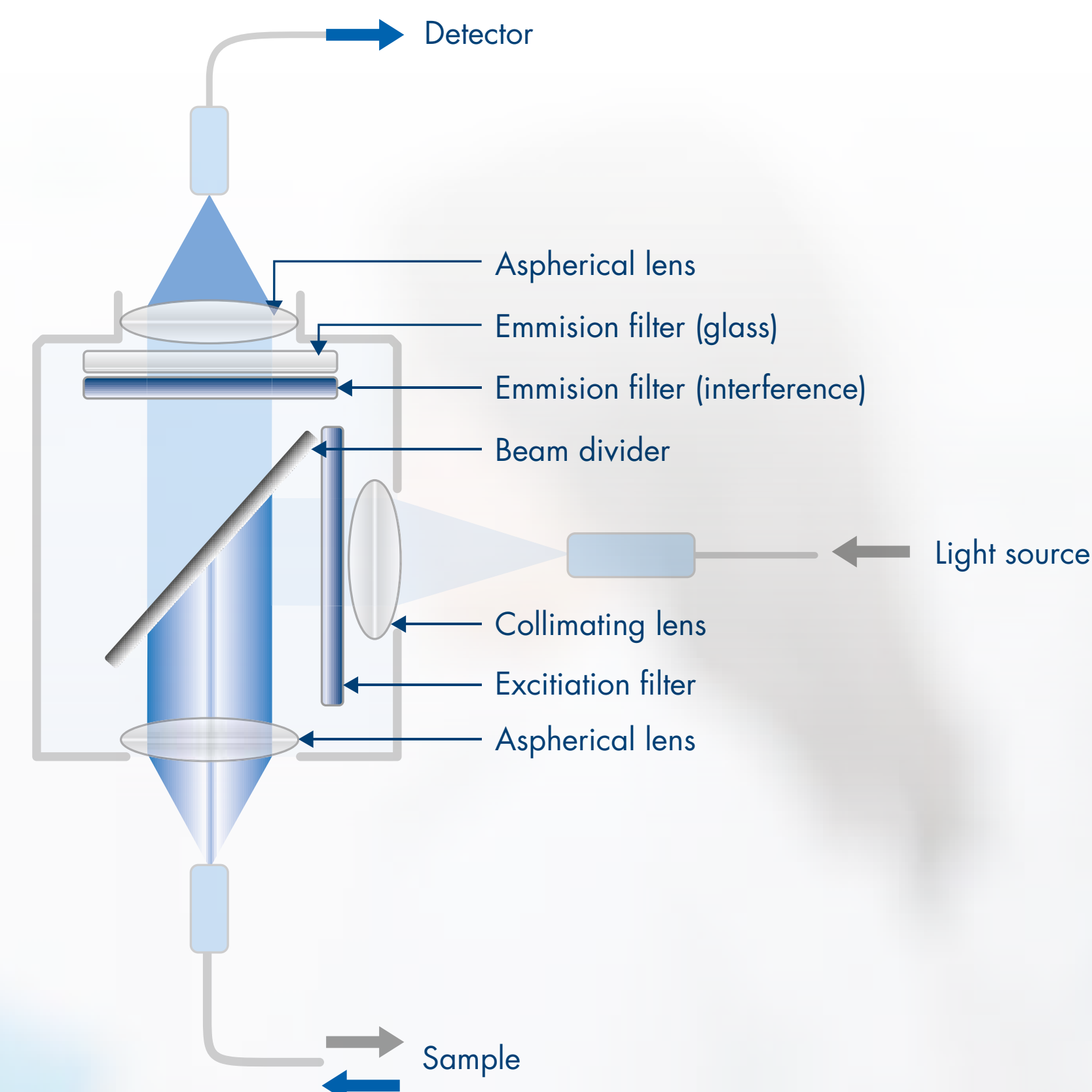
Fast and sensitive fiber-optic shuttle system



Fast cycling time, down to 30 minutes



Fast read-out time for an entire plate in only 6 seconds regardless of the number of filters used



Up to five color modules for multiplexing

Channel	Excitation (nm)	Detection (nm)	Examples of fluorophores detected
Blue	465±15	524±12	FAM™, SYBR® Green, EvaGreen®
Green	510±15	565±15	JOE™, HEX™, VIC®
Orange (5plex versions only)	560±15	610±15	ROX™, Texas Red®
Red (5plex versions only)	625±10	680±15	Cy5®, Alexa Fluor® 647
NIR 1 (5plex versions only)	625±10	710±20	Cy5.5®, Quasar® 705

All specifications on our **Product Page**

Overview of technical specifications

Overview

QIAquant Instruments

Outstanding Thermal Performance

Fast and Sensitive Detection

Technical Specifications

Block Uniformity

1.5-fold Dilutions Resolution

Ordering Information

Name	QIAquant 96 (2plex and 5plex)	QIAquant 384 5plex
Block format	96 wells	384 wells
Block materials	Silver sample block with gold coating	Aluminum, special alloy
Sample volume	5–100 µl (10 to 80 µl recommended)	2–30 µl (5 to 20 µl recommended)
Lid temperature	30–110°C	
Temperature gradient	40°C (0.1°C steps)	25°C (0.1°C steps)
Max. heating rate*	max. 8°C/s, av. 7°C/s (depending on consumables used)	max. 4°C/s, av. 3.8°C/s (depending on consumables used)
Max. cooling rate*	max. 6°C/s, av. 5.5°C/s (depending on consumables used)	max. 2°C/s, av. 1.7°C/s (depending on consumables used)
Heating rate adjustment	min. 0.1°C/s	
Temperature uniformity (15 s after starting the clock)	±0.15°C at 55°C ±0.25°C at 72°C ±0.50°C at 95°C	
Temperature range	3°C – 99°C	
Temperature accuracy	0.1°C	
Supported plastic products	96-well micro titer plates with optical film, 8-well strips 0.2 ml with optical lids, 0.2 ml individual vessels with optical lids	384-well PCR plates with optical sealing film
Sensitivity	1 nmol/l FAM at 30 µl sample volume in a 96-well PCR plate	1 nmol/l FAM at 30 µl sample volume in a 384-well PCR plate
Dynamic range	10 log stages	
Light source	Four high-intensity LEDs (blue, green, white, red)	
Detector	Photomultiplier (PMT)	
Analysis methods	Absolute quantification, relative quantification, $\Delta\Delta C_t$ method, allelic discrimination, efficiency calculation, DNA melting curves, POS/NEG analysis in the end point	
Export functions	Excel, CSV, LIMS, GenEx, qBase	

Overview

QIAquant Instruments

Outstanding Thermal Performance

Fast and Sensitive Detection

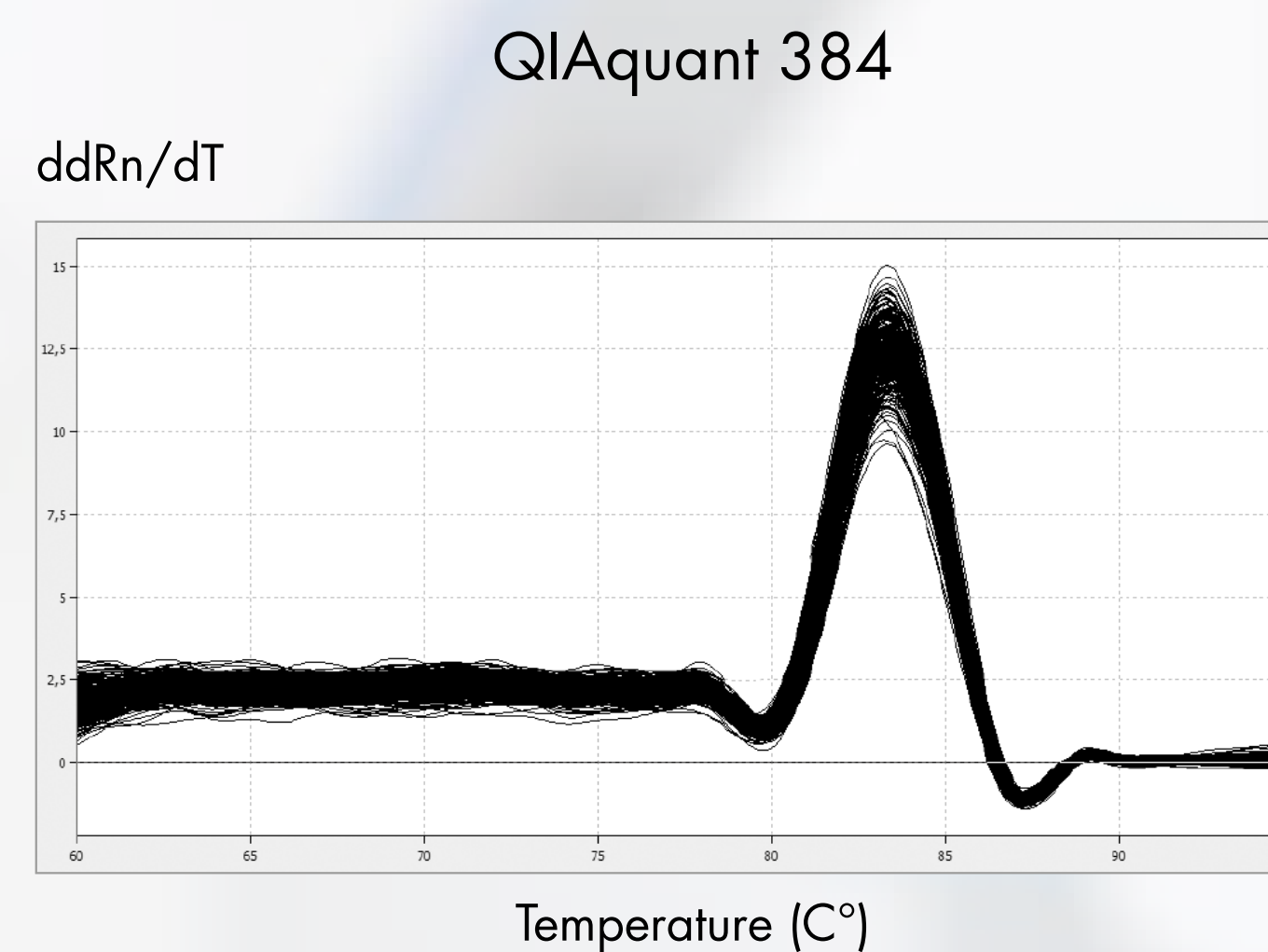
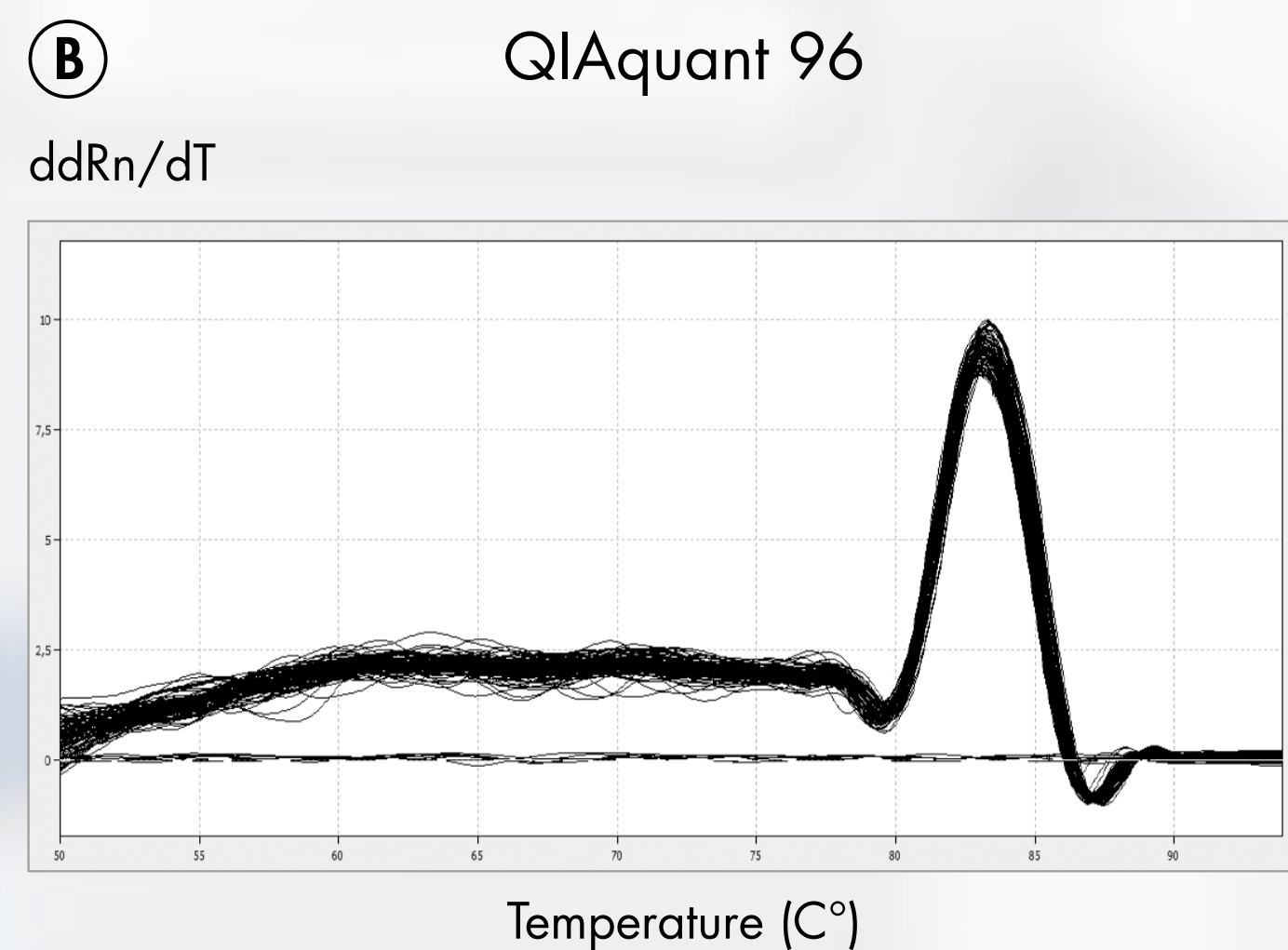
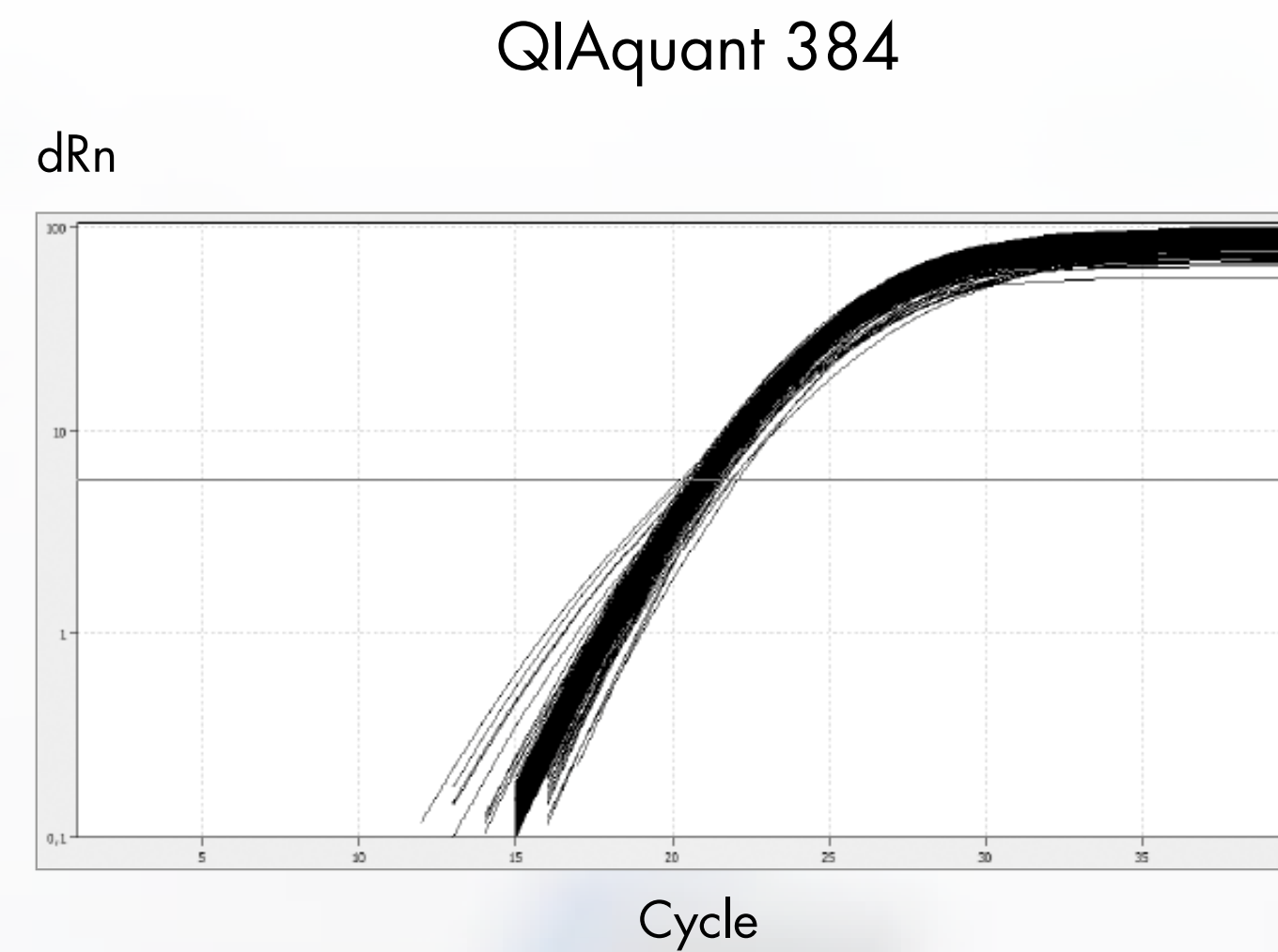
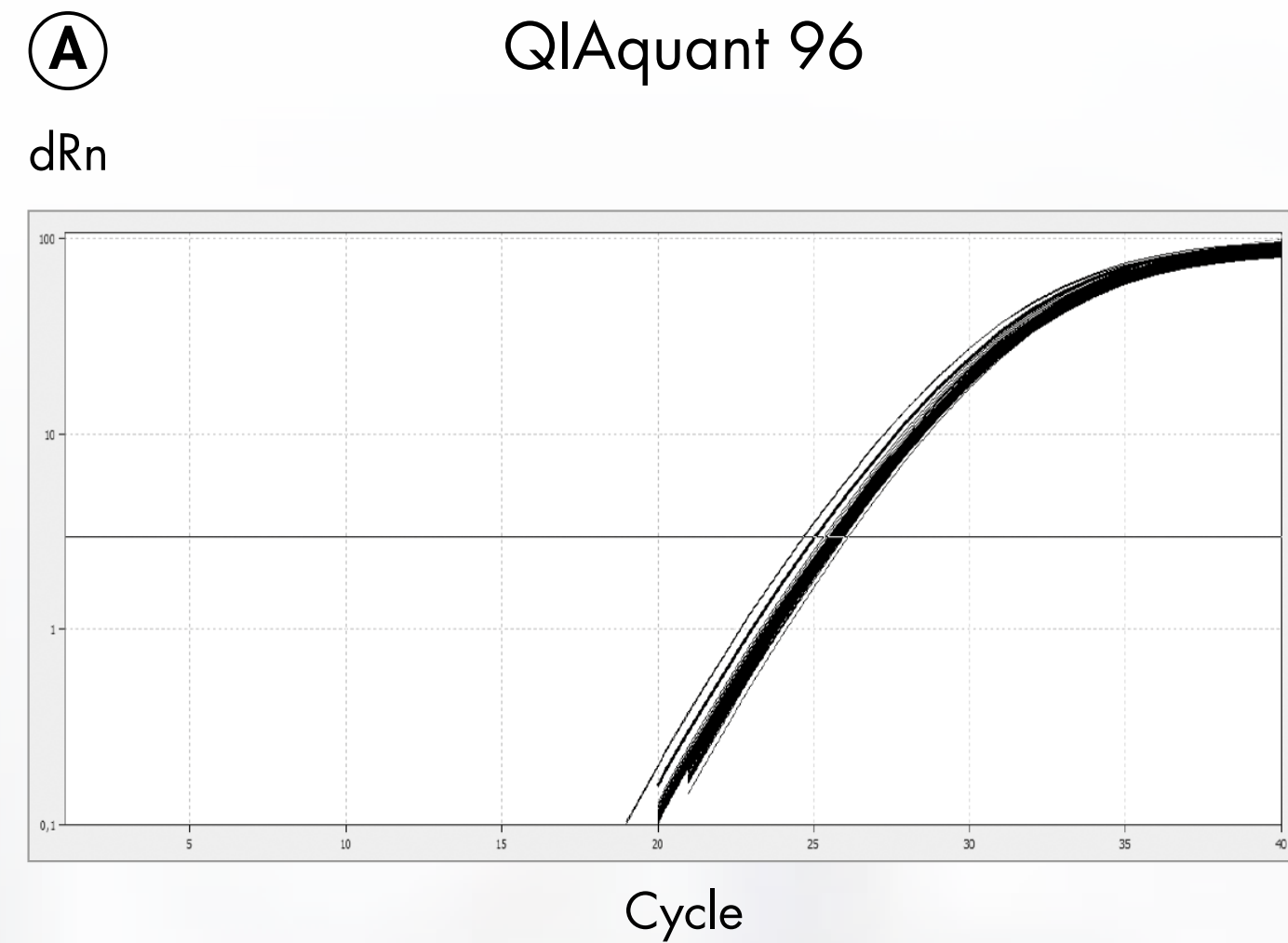
Technical Specifications

Block Uniformity

1.5-fold Dilutions Resolution

Ordering Information

Uniformity



Block uniformity on the QIAquant 96 and QIAquant 384. Amplification curves **A** and melting curves **B** of respectively 96 and 384 replicates on QIAquant 96 and QIAquant 384. Real-time PCR was done using 100 ng of *E.coli* DNA in each of the 96 and 384 block positions. **(A)** Amplification curves of a 300 bp amplicon of the 16S using QuantiNova SYBR® Green PCR Kit. **(B)** melting curve analysis of the amplicons. Low variation of C_q values ($SD < 0.2$) and T_m of the melt curves ($SD < 0.1$) demonstrate demonstrated temperature uniformity across the block of the QIAquant 96 and QIAquant 384.

1.5-fold dilutions resolution

Overview

QIAquant Instruments

Outstanding Thermal Performance

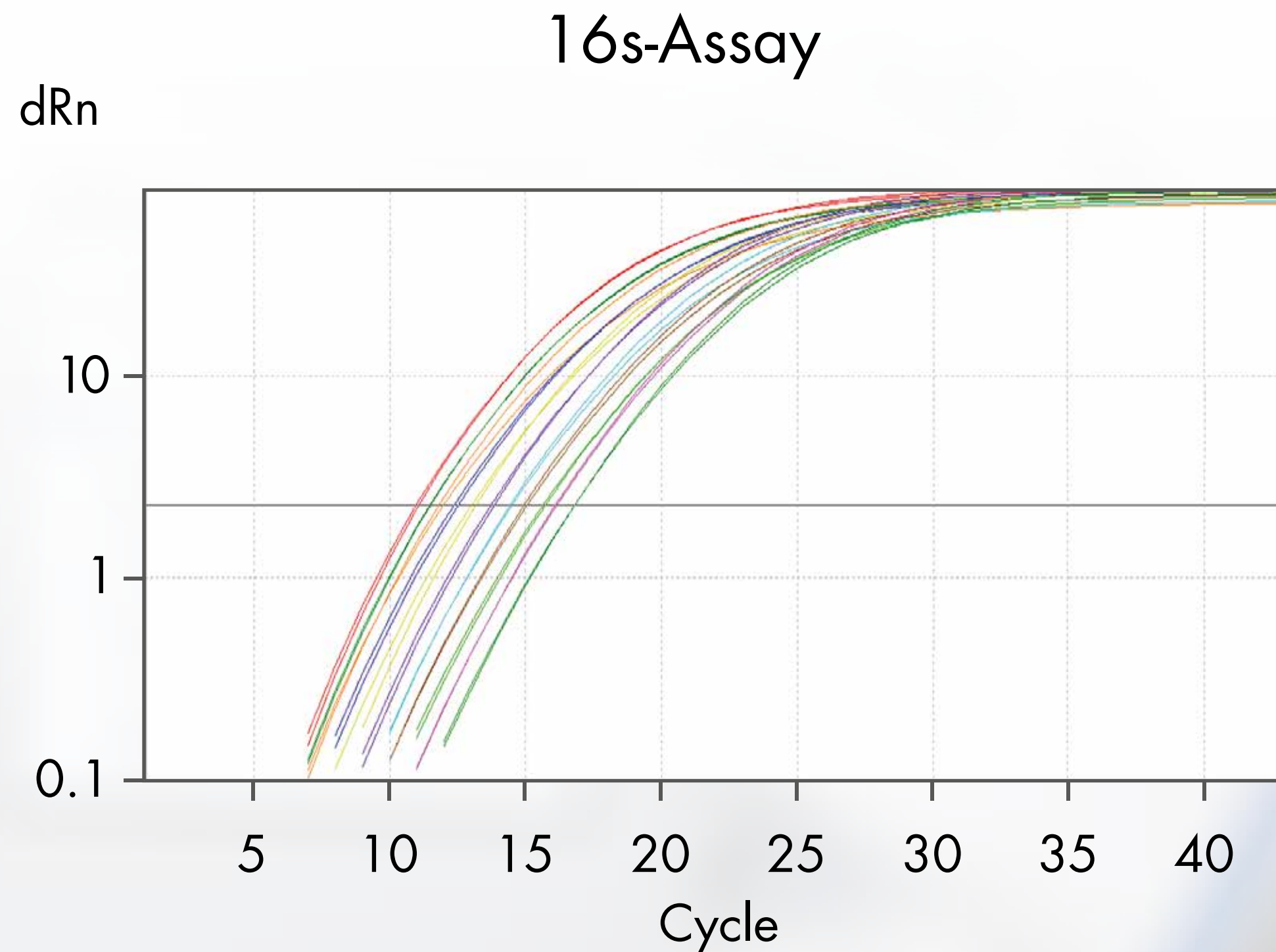
Fast and Sensitive Detection

Technical Specifications

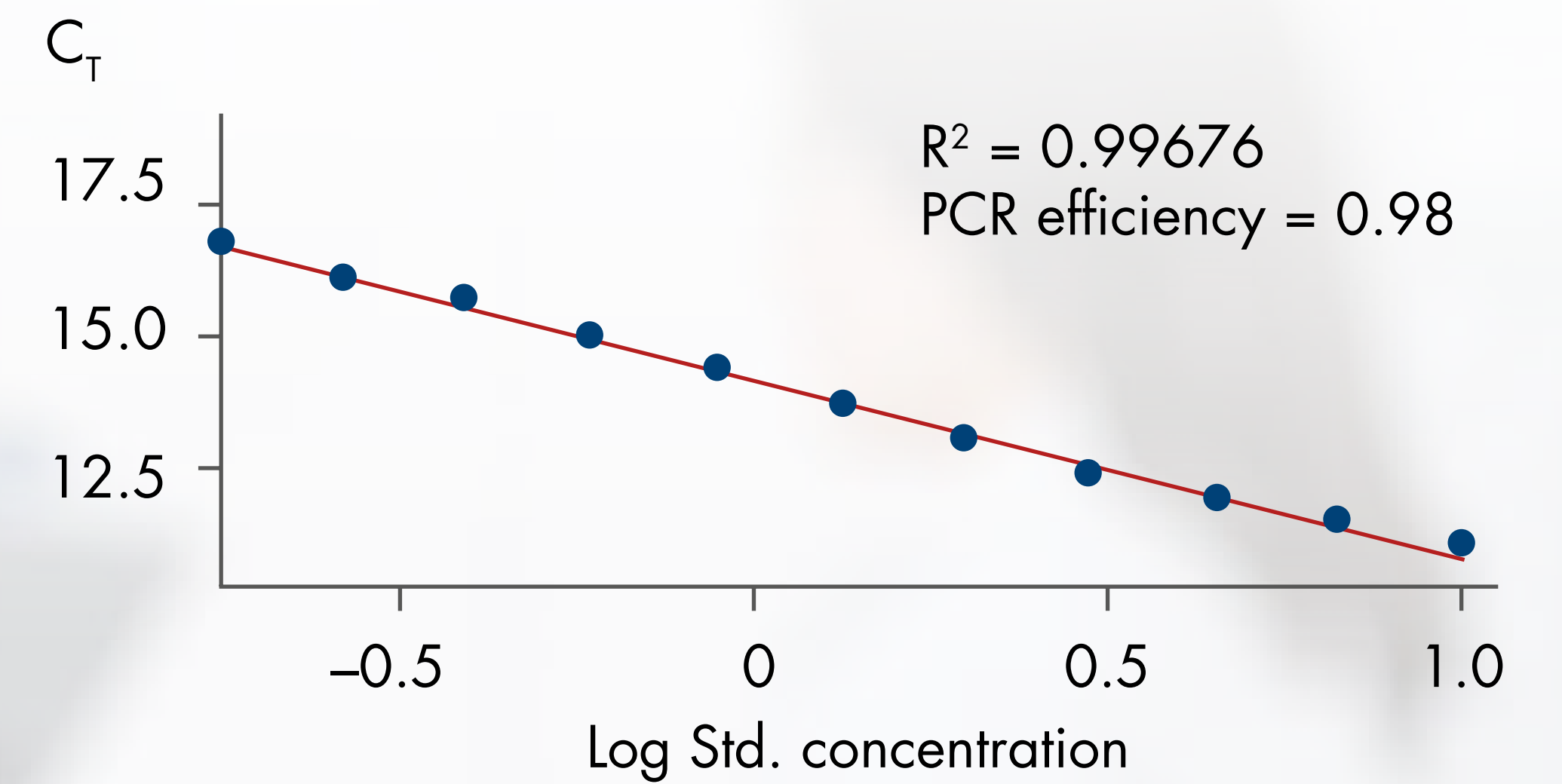
Block Uniformity

1.5-fold Dilutions Resolution

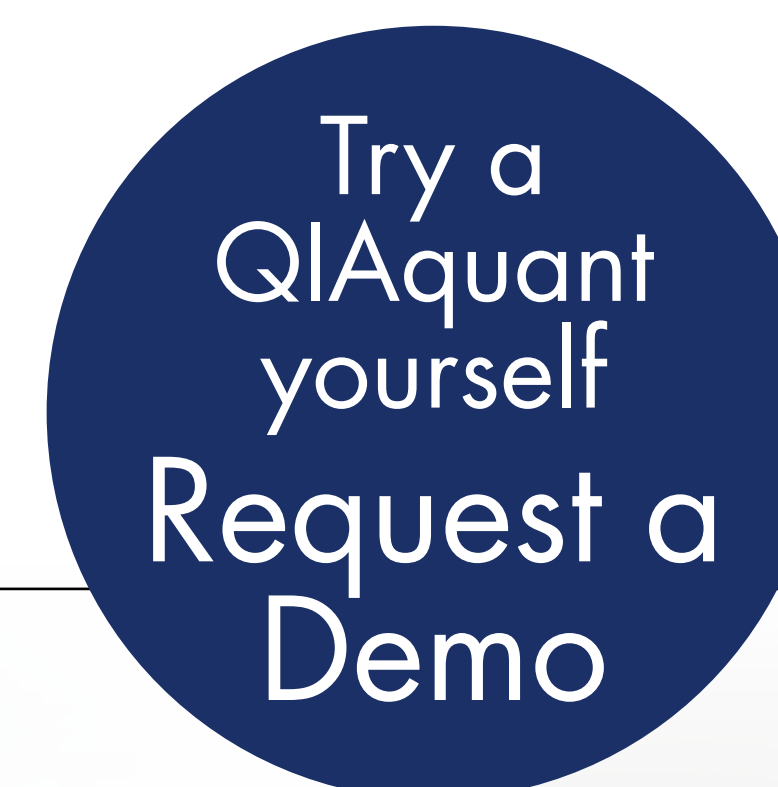
Ordering Information



- 10 ng — 6.667 ng — 4.444 ng
- 2.963 ng — 1.975 ng — 1.317 ng
- 0.878 ng — 0.585 ng — 0.390 ng
- 0.260 ng — 0.173 ng



Confident resolution of 1.5-fold dilutions. *E. coli* 16S was amplified from a 1.5-fold dilution series with template concentration ranging from 0.173 ng to 10 ng using QuantiNova SYBR® Green PCR Kit, in duplicates. Results show clear discrimination of the different dilutions for precise and confident quantification.



Overview
QIAquant Instruments
Outstanding Thermal Performance
Fast and Sensitive Detection
Technical Specifications
Block Uniformity
1.5-fold Dilutions Resolution

Ordering Information

Product	Contents	Cat. no.
QIAquant 96 2plex (115V)	High performance real-time PCR thermal cycler with 2plex detection system, 96-well block, software, and touchscreen interface. 115V power specification	9003000
QIAquant 96 2plex (230V)	High performance real-time PCR thermal cycler with 2plex detection system, 96-well block, software, and touchscreen interface. 230V power specification	9003001
QIAquant 96 5plex (115V)	High performance real-time PCR thermal cycler with 5plex detection system, 96-well block, software, and touchscreen interface. 115V power specification	9003010
QIAquant 96 5plex (230V)	High performance real-time PCR thermal cycler with 5plex detection system, 96-well block, software, and touchscreen interface. 230V power specification	9003011
QIAquant 384 5plex (115V)	High performance real-time PCR thermal cycler with 5plex detection system, 384-well block and software. 115V power specification	9003020
QIAquant 384 5plex (230V)	High performance real-time PCR thermal cycler with 5plex detection system, 384-well block and software. 230V power specification	9003021
qPCR 384-well plate white, skirted (10)	384-well qPCR plate, white, skirted (10)	209001
qPCR 96-well plate white, skirted (10)	96-well qPCR plate, white, skirted (10)	209002
qPCR adhesive plate foil (100)	Adhesive foils for qPCR plates (100)	209003

For up-to-date licensing information and product-specific disclaimers, see the respective QIAGEN kit handbook or user manual. QIAGEN kit handbooks and user manuals are available at www.qiagen.com or can be requested from QIAGEN Technical Services or your local distributor.

Trademarks: QIAGEN®, Sample to Insight®, QIAquant® (QIAGEN Group).

Registered names, trademarks, etc. used in this document, even when not specifically marked as such, may still be protected by law.

© 2020 QIAGEN, all rights reserved. PROM-15986-001 03/2020

Ordering www.qiagen.com/shop | Technical Support support.qiagen.com | Website www.qiagen.com

Visit Webpage